



# Skin Joy Clinic




SKIN | HAIR | NAIL CLINIC

## Hello there!

You've successfully completed your mole removal at SkinJoyClinic! Whether it was for aesthetics or health, your skin is now ready to heal into a fresh, clear spot.

### The "Spot Check" Challenge

Let's make sure the removal site heals beautifully:

- **Quest 1: The First 24 Hours**  Keep the bandage clean and dry. It's the "shield" for your new healing cells!
- **Quest 2: The Ointment Secret**  Use a clean cotton bud to apply ointment daily. Never let the wound get "crusty"—a moist wound heals with much less scarring!
- **Quest 3: The Scab Rule**  If a scab forms, do NOT touch it. Think of it as a natural Band-Aid that your body made. It will fall off when the new skin is ready.



 **Reward:** A clean, clear, and barely-there reminder of the mole!

### Did You Know?

Even after a mole is gone, it's important to keep checking your skin once a month. It's like a "security sweep" for your body!

### When to alert Team SkinJoy:

If you see redness spreading more than a few millimeters from the site, or if you have any fever, give us a call!

Contact Us  Skin Joy Clinic, New Town, Kolkata, West Bengal  +91 98765 43210 |   
contact@skinjoyclinic.com  Mon - Sat: 10:00 AM - 8:00 PM | Sunday: Closed

*Wishing you a perfect recovery!* Team SkinJoy